

• **EIS** ENERGY SAVE

# Residential heating

## Air/water heat pumps

Our heat pumps convert energy from outdoor air so that you can reduce energy costs and contribute to a more sustainable climate.





### Green ECO-friendly refrigerant

We use R32 refrigerant in our heat pumps. These are better than other refrigerants at reducing the global warming potential (GWP). We meet current and future regulations and contribute to the efficient use of energy.



### High efficiency heat pumps

Advanced technology and quality components from recognized manufacturers provide optimal performance, energy efficiency and low heating costs.



### Low noise units

Our heat pumps have an innovative blade design and use variable fan speed. With software, we can limit the noise even further. The night-mode function allows you to restrict operation during the night.



### Reliable and efficient technology

ES heat pumps use reliable compressor technology with a 5-year warranty. This ensures low noise levels and reduces heating costs to a minimum.



### Control via internet

Connect your heat pump to the internet and adjust the settings wherever you are. This works with any smart device or computer. Connectivity makes it possible to monitor and control heat pump performance, and optimize efficiency and operating costs.



### KEYMARK

Our heat pumps are KEYMARK certified and meet the highest European standards for quality and performance. The independent certification is based on third-party testing and stands for energy efficiency, transparency and a greener future.



### SG Ready

Our heat pumps are SG Ready labelled, which means they are optimized for smart grids. The label indicates that our solutions can be integrated with the energy systems of the future, contribute to optimized energy use, and support grid stability through intelligent charging management.



### MCS certification

Our heat pumps are MCS certified, showing that we comply with current standards for UK performance and safety requirements.



### Free apps

Our free apps make it easy to control and monitor your heat pump. The apps are available for download on common app store platforms and provide instant access to smart and easy energy management.

# ES Heat Pumps

ES air/water heat pumps are economical and efficient. The pumps are developed in Sweden for the Nordic climate. By converting energy from outdoor air, you reduce your energy costs, while contributing to a more sustainable climate. Using the heat pump's connectivity, you can control and monitor the heating via your mobile phone.



# Heating solutions for every home

Our heat pump solutions combine Swedish engineering with the latest digital technology. High efficiency reduces both the energy costs and carbon footprint, contributing to a more sustainable climate. Our efficient and adaptable systems provide long-term sustainable heating for any home.

## Maximum energy savings with future-proofed systems

Whether you are heating your property with electricity, oil, wood, pellets or district heating, our efficient heat pumps mean big savings for your wallet and a great reduction in your carbon footprint. Our easy integrated and future-proof heating systems give you the ability to change and complement the system in the future according to your needs.

## Swedish engineering and design

Our heat pumps are designed to withstand the harsh Nordic climate. They are equipped with integrated multiple antifreeze devices for continuous operation during cold winter months. Each pump is designed with an intuitive and easy-to-use interface that simplifies control and monitoring.

## Monobloc - Uniform efficiency

The refrigerant is efficient with a low carbon footprint. The "M" in the name stands for Monobloc, which means that the refrigerant circuit is factory sealed. The connection between the indoor system and outdoor unit is hydraulic. The installation can be easily carried out by a qualified plumber.

## Split – Flexible adaptation

The "S" in the name stands for a Split type connection, which means that the hydraulic system is connected to the indoor unit. The connection between the indoor and outdoor unit is made with refrigerant piping. By separating the components into an indoor and outdoor unit, you can easily adapt the system to your space and installation needs. The system is suitable for complex or existing heating systems where customized solutions are required. In case of power failure over longer time, there is no risk of water freezing in the outdoor unit



The user-friendly interface helps you quickly adjust temperature settings directly on the display. The software supports variable temperature (curve) settings for both heating and cooling.

MONOBLOC	DHW tank	Buffer Tank	6 kW	9 kW	12 kW	15 kW	19 kW
<b>AWC M</b>	Recommended*	Recommended	✓	✓	✓	✓	✓
<b>AWT M</b>	250 l, radiator water**	Recommended	✓	✓	✓		
<b>AWST M</b>	250 l, hot tap water	Recommended	✓	✓	✓	✓	
SPLIT			6 kW	9 kW	12 kW	15 kW	19 kW
<b>AWH S</b>	Recommended*	Recommended	✓	✓	✓		
<b>AWST S</b>	250 l, hot tap water	Recommended	✓	✓	✓		

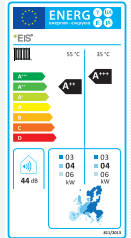
\*In case of hot tap water demand \*\* Storage type



AWH 6-12 kW R32-S V8 Art. no. 120334  
 AWC 6-19 kW R32-M V8 Art. no. 120315

### Tankless indoor units

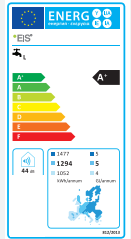
To modernize and improve the efficiency of an existing heating system where there is already a water volume, you can add a tankless indoor unit and an outdoor unit with an appropriate output for the property's needs. The heat pump control is located in the indoor unit. You can combine the indoor unit with any type of tank solution you wish.



AWST 6-12 kW R32-S V8 Art. no. 120335  
 AWT 6-12 kW R32-M V8 Art. no. 120296

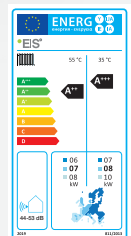
### Indoor unit with tank

For new buildings, or if the heating system is replaced in its entirety, an indoor unit with a tank is required, combined with an outdoor unit with an appropriate output for the property's needs. The indoor unit contains the water volume and the heat pump control. It is an integrated solution for both heating and hot water demands that saves on space and components.



### Outdoor units, 6-19 kW

ES outdoor units are available in several different outputs. The appropriate output for the chosen indoor unit depends on the heating demand. This can most easily be determined by looking at the annual consumption of the property. Available in split or monobloc.



# ES Heat pump stand

All V8 series outdoor units are delivered with a low heat pump stand, or "feet". With these feet the outdoor unit can be mounted on an ES heat pump stand. This way the outdoor unit can be placed a little higher above the ground.

ES heat pump stands are made from a robust and weather resistant material. The width can be adjusted according to the heat pump model. The heat pump stands have adjustable feet so that the heat pump can be placed on a surface that is not completely flat yet still end up in a horizontal position. Vibration dampers prevent the amplification of the sound level and spreading of the vibrations to the floor and facade.

Just one ES stand model is needed for the whole range of V8 heat pumps, from 6 kW up to 19 kW. The heat pump stand comes in the same light grey color as the heat pumps and can be supplemented with the ES Drain Pan Kit.



Stand mounted on heat pump

## Heat pump stand outdoor unit, light grey

Model	OUS-6/19kW-V8-LG
Article number	120269

# ES Drain Pan Kit

The drain pan kit collects the condensation water from the outdoor unit in a centralized drain, so that no ice sheet can form under the unit. It is designed to ensure an easy and fast installation of all V8 outdoor units.

The drain pan kit is molded from an insulating EPS material that protects against cold. It has the same shape as the heat pump. The pan can be placed directly on the ground where the 2-inch drainage hole is located directly on top of the drain. It can also be used as an accessory to the heat pump stand where the drain pan kit is mounted between the outdoor unit and the heat pump stand.

The drain pan kit comes in three different sizes to fit all models in the V8 series. A suitable self-adjusting electric heater is recommended in cold area operations.



Drain pan mounted on heat pump.

## Drain pan outdoor unit

Model	DP-EPS-6kW-V8	DP-EPS-9/12kW-V8	DP-EPS-15/19kW-V8
Article number	120343	120344	120345



# Welcome to a greener world

An air/water heat pump acts as an environmentally-friendly power plant directly in your home. It captures heat from the outdoor air – even on the coldest days – and converts it into heating and hot water for your house.

Think of it as reusing energy from nature – a process that not only saves money, but also protects our planet.



# Technical data – Outdoor units, monobloc

	Unit	AW6-R32-M V8	AW9-R32-M V8	AW12-R32-M V8	AW15-R32-M V8	AW19-R32-M V8
Article number		120317	120318	120319	120320	120321
ErP Energy efficiency class		A+++				
SCOP 35°C (floor heating)		4.74	4.73	4.71	4.98	4.85
<b>Heating mode (A7/W35)</b>						
Heating capacity (1)	kW	3.50 – 6.50	4.30 – 9.20	5.50 – 11.60	6.00–15.30	9.20–18.50
COP max – Coefficient of Performance (1)		4.74	4.73	4.71	5.06	5.01
Min/Max input power (1)	kW	0.75–1.41	0.92–2.10	1.10–2.68	1.22–3.20	1.83–4.14
Max. temperature of heating water	°C	58				
Operating area heating	°C	-30 to +45				
<b>Cooling mode</b>						
Cooling capacity (2)	kW	6.22–7.45	6.70–9.50	7.00–9.80	7.20–18.50	8.50–22.50
EER max – Energy Efficiency Ratio (2)		4.45	4.60	3.80	5.42	5.12
Min. temperature of cooling water	°C	7				
Operating area cooling	°C	0 to +65				
<b>Power supply</b>						
Outdoor unit	V/ph/fuse	230V / 1-ph / 6A/C	230V / 1-ph / 16 A/C		400V / 3-ph / 16 A/C	
Frost protection outdoor unit	V/ph/fuse	230 V / 1-ph / 6A/C				
Defrost upon demand		Yes				
<b>Components</b>						
Electronic expansion valve		Yes				
ErP Circulating pump / flow switch		Yes				
Compressor		Mitsubishi				
Fan	Manufacturer	Yibisi	Shunwei			
	Quantity	pcs	1		2	
	Airflow	m³/h	2500	3150	6200	7000
	Rated power	W	34	45	90	120
<b>Refrigerant</b>						
Type / Mass of refrigerant	kg	R32 / 0.90	R32 / 1.40	R32 / 1.80	R32 / 2.55	R32 / 2.60
Type of connection between indoor and outdoor unit		Hydraulic connection				
Dimensions of hydraulic pipe connectors		G1"			G1–1/4"	
<b>Sound power level</b>						
Sound power level LwA – Indoor unit	dB(A)	/				
Sound power level LwA – Outdoor unit (3)	dB(A)	52	53	52	58	61
<b>Sound pressure level at a distance</b>						
1 m	dB(A)	44	45	44	50	53
5 m	dB(A)	30	31	30	36	39
10 m	dB(A)	24	25	24	30	33
15 m	dB(A)	20	21	20	27	30
<b>Net dimensions</b>						
Outdoor unit (WxDxH)	mm	1,025 × 397 × 750	1,207 × 412 × 900	1,207 × 412 × 900	1,106 × 416 × 1,498	
<b>Net weight</b>						
Outdoor unit	kg	79.5	98.5	105	157	166

(1) Heating conditions for heat pumps: water temperature in/out 30°C/35°C, ambient temperature DB 7°C / WB 6°C.

(2) Cooling heat pumps: water temperature in/out 12°C/7°C, ambient temperature 35°C.

(3) Measured according to standard EN 12102.



# Technical data – Outdoor units, split

	Unit	AW6-R32-S V8	AW9-R32-S V8	AW12-R32-S V8	
Article number		120324	120325	120326	
ErP Energy efficiency class		A++			
SCOP 35°C (floor heating)		4.74	4.73	4.71	
<b>Heating mode (A7/W35)</b>					
Heating capacity (1)	kW	3.50 – 6.50	4.30 – 9.20	5.50 – 11.60	
COP max – Coefficient of Performance (1)		4.70	4.71	4.90	
Min/Max input power (1)	kW	0.75 – 1.41	0.92 – 2.10	1.10 – 2.68	
Max. temperature of heating water	°C	58			
Operating area heating	°C	-30 to +45			
<b>Cooling mode</b>					
Cooling capacity (2)	kW	6.22 – 7.45	6.70 – 9.50	7.00 – 9.80	
EER max – Energy Efficiency Ratio (2)		4.45	4.60	3.80	
Min. temperature of cooling water	°C	7			
Operating area cooling	°C	+8 to +65			
<b>Power supply</b>					
Outdoor unit	V/ph/fuse	230 V / 1-ph / 10A/C	230 V / 1-ph / 16A/C		
AWH: Indoor unit or (indoor unit + outdoor unit)	V/ph/fuse	230V / 1-ph / 6A/C or (230V / 1-ph / 16A/C)			
AWST: Indoor unit + electric flow heater + (outdoor unit) (4)	V/ph/fuse	230V / 3-ph / 25A/C or 400V / 3-ph / 16A/C			
<b>Components</b>					
Electronic expansion valve		Yes			
Compressor		Mitsubishi			
Fan	Manufacturer	Yibisi	Shunwei		
	Quantity	pcs	1		
	Airflow	m³/h	2500	3150	
	Rated power	W	34	45	
<b>Refrigerant</b>					
Type / Mass of refrigerant	kg	R32 / 0.90	R32 / 1.40	R32 / 1.80	
Type of connection between indoor and outdoor unit		Refrigerant flare connection			
Dimensions of refrigerant pipe connectors	inch	¼ and ½	3/8 and 5/8		
<b>Sound power level</b>					
Sound power level LwA – Indoor unit	dB(A)	44	45	45	
Sound power level LwA – Outdoor unit (3)	dB(A)	52	53	52	
<b>Sound pressure level at a distance</b>					
1 m	dB(A)	49	50	50	
5 m	dB(A)	35	36	36	
10 m	dB(A)	29	30	30	
15 m	dB(A)	26	26	26	
<b>Net dimensions</b>					
Outdoor unit (WxDxH)	mm	1,025 × 397 × 750	1,207 × 412 × 900	1,207 × 412 × 900	
<b>Net weight</b>					
Outdoor unit	kg	83.5	90	93.5	

(1) Heating conditions for heat pumps: water temperature in/out 30°C/35°C, ambient temperature DB 7°C / WB 6°C.

(2) Cooling heat pumps: water temperature in/out 12°C/7°C, ambient temperature 35°C.

(3) Measured according to standard EN 12102.

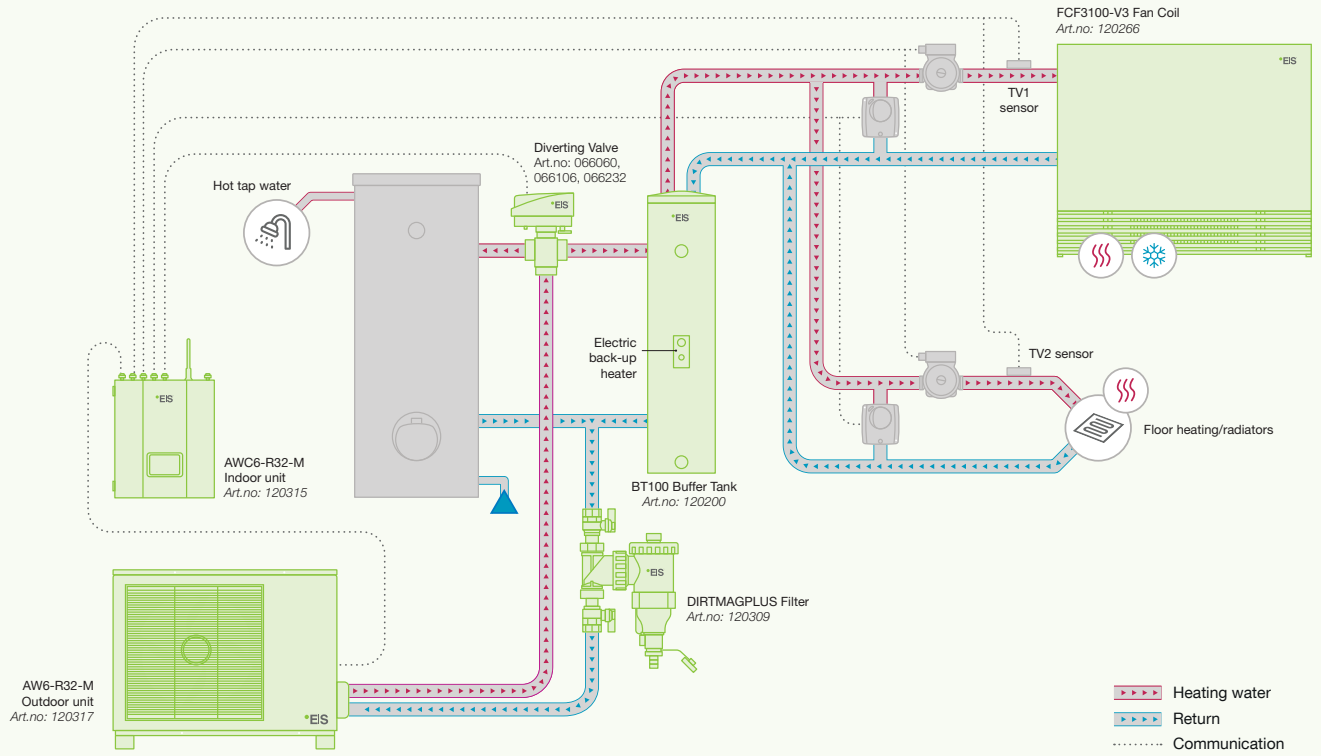
(4) If the outdoor unit is powered from the indoor unit, the electric backup is reduced from a 9 to 6 kW heating capacity.

# Technical data - Indoor units

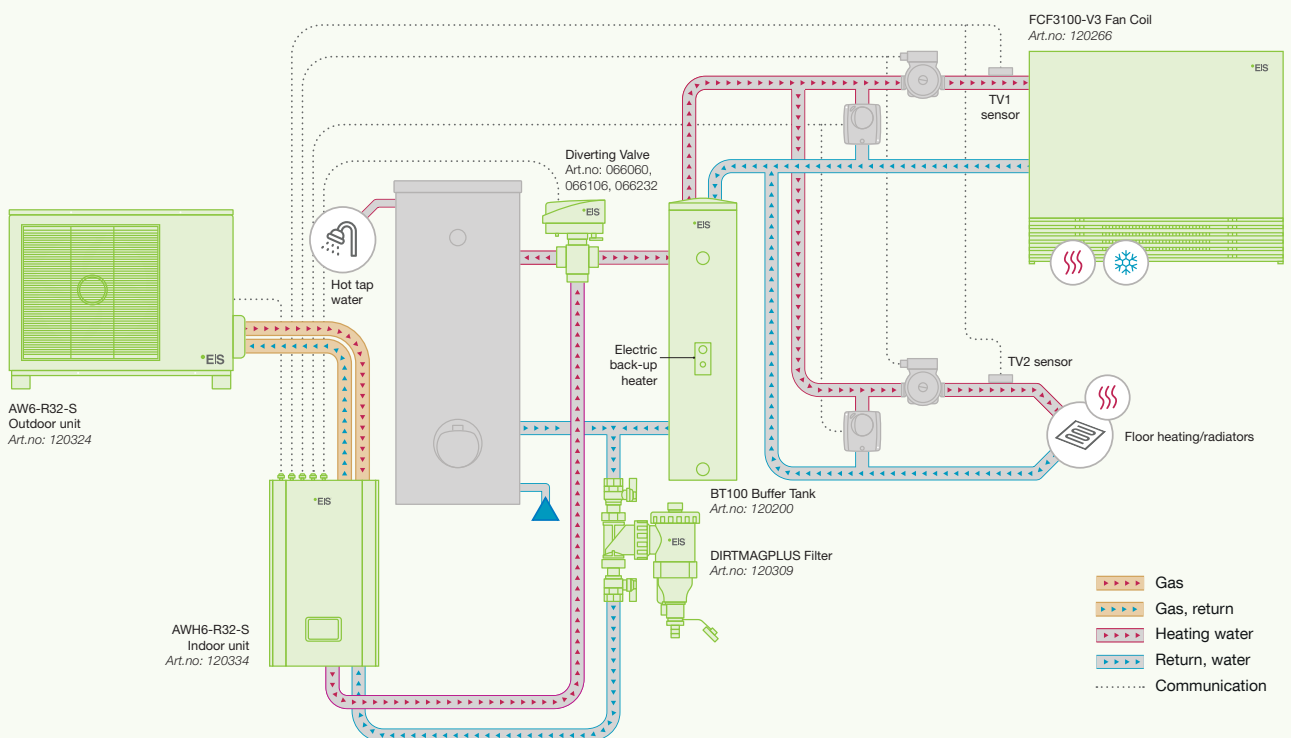
Unit	Monobloc			Split		
	AWC 6–19 kW R32-M V8	AWT 6-12 kW R32-M V8	AWST 6-15 kW R32-M V8	AWH 6-12 kW R32-S V8	AWST 6-12 kW R32-S V8	
Article number	120315	120296	120329	120334	120335	
ErP Energy efficiency class	A+++					
Hot tap water profile	/		L/A+	/	L/A+	
<b>Hot tap water tank</b>						
Type	/	Stainless steel - coil type	SUS316 Steel, storage type	/	SUS316 Steel, storage type	
Volume	l	/	250	/	250	
<b>Power supply</b>						
Indoor unit	V/ph/fuse	230V / 1-ph / 6A/C	+ Electric flow heater: 230V / 3-ph / 25A/C or 400V / 3-ph / 16A/C	Indoor unit + outdoor unit: 230V / 1-ph / 6A/C or (230V / 1-ph / 16A/C)	Indoor unit + electric flow heater + (outdoor unit) (3) 230V / 3-ph / 25A/C or 400V / 3-ph / 16A/C	
<b>Refrigerant</b>						
Type of connection between indoor and outdoor unit	Hydraulic connection		Refrigerant flare connection			
Dimensions of hydraulic/refrigerant pipe connectors	inch	G1"	6-12 kW: G1" 15 kW: G1-1/4"	6 kW: ¼ and ½ 9 & 12 kW: 3/8 and 5/8		
<b>Controller</b>						
Type	LCD Touch Screen					
LCD Size	4.3"					
Features	2 × heating circuits + 2 × cooling circuits + Hot tap water					
Internet connection	Serial Integrated					
<b>Sound power level</b>						
LwA – Indoor unit	dB(A)	/	/	44–45		
<b>Net dimensions</b>						
Indoor unit (WxDxH)	mm	380 × 115 × 450	600 × 680 × 1,780	600 × 707 × 1,720	410 × 260 × 700	600 × 707 × 1,720
<b>Net weight</b>						
Net weight	kg	9	125	108	31	118
<b>Serial integrated components</b>						
Electric heater, heating system	kW	/	6 (9) kW - 2 × 3kW (+ 3 kW)		/	6 (9) kW - 2 × 3kW (+ 3 kW)
Circulation pump – ErP Energy efficiency class A	type	Wilo Para 25-130/9-87/IPWM1			Grundfos UPM 25-75 180	
Temperature Sensors	Serial integrated - All					
3-way diverting valve for DHW tank	/	Serial Integrated			/	Serial Integrated
Expansion valve heating water	l	/	11	11	/	11

# Units in system

## Monobloc system



## Split system



# Want to know more?

ES Energy Save offers climate-smart and cost-effective heat pump systems for residential, commercial or temporary heating solutions.

Our strengths include Swedish engineering combined with a scalable production capacity. We have the ability to create value in fleet management, connectivity, control systems and application design.

Our hardware and software solutions are modular, scalable, prefabricated and can be integrated with existing systems.

## Benefits of our heat pump systems

- Able to convert energy from outdoor air, reducing your energy costs and contributing to a more sustainable climate.
- Economical and efficient.
- Developed in Sweden for the Nordic climate.
- Enable connectivity that allows you to control and monitor your pump via your mobile phone.
- Whether the property is heated by electricity, oil, wood, pellets or district heating, our efficient heat pumps provide the basis for significant savings.
- Our open and future-proof heating systems give you the ability to change and complement your system in the future according to your needs.

---

## About Energy Save

ES Energy Save Holding AB (publ) is an innovative Swedish energy technology company that, through cost-effective and smart air/water heat pump systems, contributes to a sustainable energy transition in Europe. The company has been supplying heat pumps to the European market since 2009 and is listed on the Nasdaq First North Growth Market.

### Sweden, headquarters

ES Energy Save Holding AB  
Metallgatan 2-4, SE-441 32 Alingsås, Sweden

### Norway

Energy Save AS  
Kirkeveien 50, 1396 Hvalstad, Norway

### Slovenia

Energy Save Nordic D.O.O.  
Ulica heroja Nandeta 37, 2000 Maribor, Slovenia

[www.energysave.se](http://www.energysave.se)